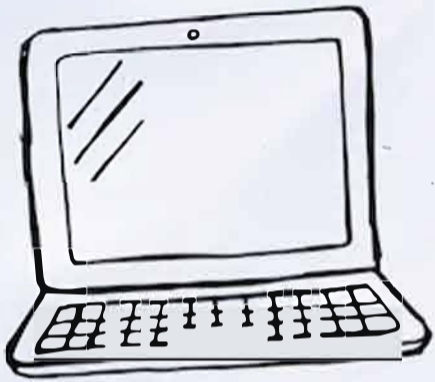



ZOOM

BEST PRACTICES FOR STUDENTS

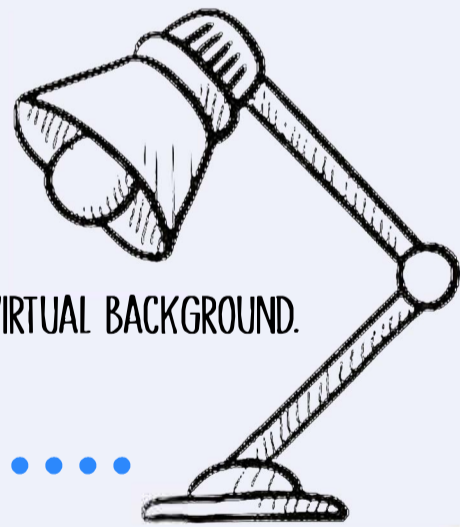


PREP YOUR EQUIPMENT

- CONNECT TO A DEPENDABLE NETWORK
- WEAR HEADPHONES FOR AN ECHO-FREE EXPERIENCE
- RUN THE ZOOM SETUP TEST [HTTP://ZOOM.US/TEST](http://zoom.us/test)

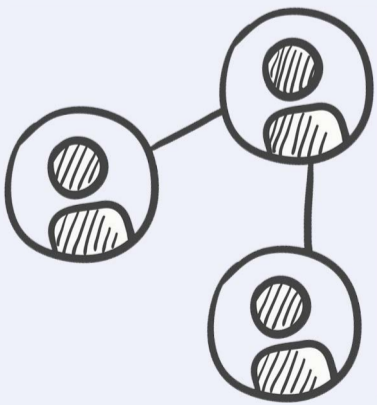
ESTABLISH YOUR WORKSPACE

- FIND A QUIET SPACE
- CHECK THE LIGHTING AHEAD OF TIME (REDUCE GLARE OR SHADOWS)
- BE MINDFUL OF WHAT'S GOING ON BEHIND YOU. USE A SOLID WALL OR VIRTUAL BACKGROUND.
- ELIMINATE DISTRACTIONS



JOIN YOUR CLASS

- JOIN THE MEETING EARLY
- IF YOU'RE ON A LIMITED WIFI CONNECTION, YOU MAY NEED TO KEEP YOUR CAMERA OFF TO IMPROVE QUALITY.
- STAY MUTED UNLESS YOU'RE TALKING TO REDUCE BACKGROUND NOISE.
- AVOID MULTI-TASKING
- ACTIVELY PARTICIPATE



FOR ADDITIONAL TIPS, VISIT CIT.UA.EDU.